

Daily Market Update

Thursday, March 09, 2017

Research Team research@yuantacambodia.com, +855-23-860-800



Cambodia Securities Exchange

CSX Index

Value	1D Chg %	1D Vol	Mkt cap (KHRbn)
351.9	0.04	12,099	795

Trading activity by major type of investors

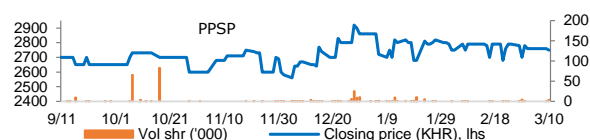
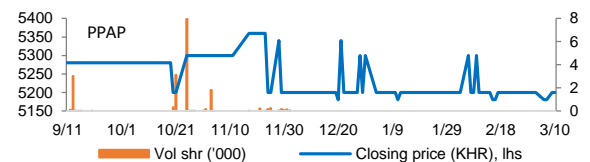
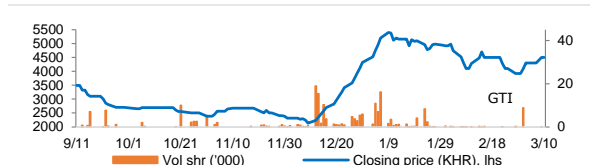
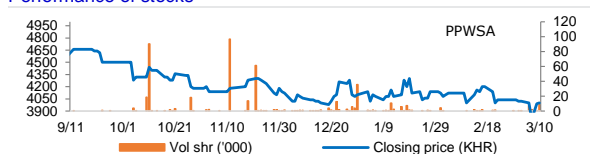
trading vol.	Sell (%)			Buy (%)		
	1D	MTD	3M	1D	MTD	3M
DI	32.2	18.7	47.7	2.5	16.1	23.8
DS	0.0	3.2	1.1	0.0	0.0	0.9
LC	0.0	0.0	0.0	0.0	0.0	0.0
FI	67.8	78.1	51.2	97.5	83.9	75.3

DI: domestic individual investors; DS: domestic securities firms; LC: local general corporation; FI: foreign investors

Stock indicators

Stock symbol	Closing (KHR)	1D chg (%)	1D MTD chg (%)	YTD chg (%)	1M high (KHR)	1M low (KHR)	MTD trading vol (shr)	Market cap (KHRbn)
PWSA	4,000	0.25	-0.99	-2.44	4,200	3,800	17,556	348
GTI	4,500	0.00	14.80	4.17	4,700	3,920	8,848	180
PPAP	5,200	0.00	0.00	0.00	5,400	5,180	70	108
PPSP	2,750	-0.36	1.85	-3.85	2,920	2,560	4,939	159

Performance of stocks



Key financials

2016 Unaudited!	PPWSA	GTI	PPAP	PPSP
Revenue (KHRbn)	198.2	331.41	66.1	38.19
EBIT (KHRbn)	57.7	15.56	24.4	9.52
Net profit (KHRbn)	50.5	21.16	16.6	5.84
EBIT margin (%)	29.1	4.69	37.0	24.93
Net margin (%)	25.5	6.39	25.1	15.28
Revenue (% YoY)	3.6	44.13	7.5	-42.4
EBIT (% YoY)	5.6	331.70	8.9	-61.8
Net profit (% YoY)	-6.4	389.76	28.0	-65.0
EPS (KHR) (ttm)	580	529	801	101
P/E (x) (ttm)	6.89	8.51	6.49	27.27
P/B (x) (mrq)	0.42	0.66	0.21	1.08

NOTE: ttm = trailing twelve months; mrq = most recent quarter; P/E & P/B based on the last closing price; *PPAP's EPS is based on weighted outstanding shares
Source: YSC Research

Forex

Forex	Value*	1D Chg (%)	1M Chg (%)
USD/KHR	3,995	-0.05	-0.60

Source: National Bank of Cambodia

News Highlight

Stock Market

CSX index edges up slightly Today, the CSX index edged up 0.04% to 351.9 pts, as PPWSA shares gained 0.25%. This morning 12,099 shares changed hands. (Source: YSC Research)

PPWSA shares close week down 0.5% Shares in Phnom Penh Water Supply Authority (PPWSA) closed at KHR4,000, down 0.5% from last Friday. With 8,200 shares changing hands today, the volume trading this week came to 16,660 shares. Based on the last close and 2016 earnings, the stock is trading at a P/E of 6.89x.

GTI shares post weekly gain of 4.65% Shares in Grand Twins International (GTI) posted a weekly gain of 4.65%, ending the week at KHR4,500. Only 100 shares changed hands this week.

PPAP shares finish at KHR5,200 for another day Shares in Phnom Penh Autonomous Port finished at KHR5,200 for another day. Based on today's close and 2016 earnings, the stock is trading at a P/E of 6.49x.

PPSP shares end at KHR2,750 Shares in Phnom Penh SEZ Plc (PPSP) ended at KHR2,750, 0.36% lower than last Friday. This week saw 4,909 shares change hands. (Source: YSC Research)

Corporate News

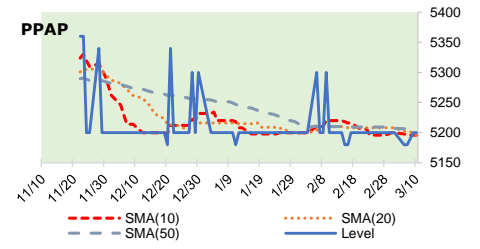
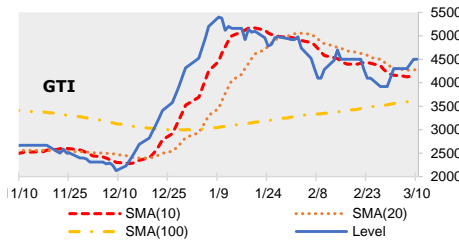
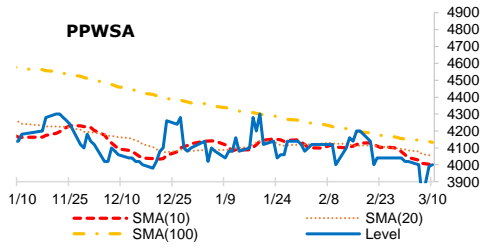
Spean Luy launches online platform for loans comparison Local start-up Spean Luy recently launched its web-based loans comparison platform allowing potential borrowers to find various loan options from some of Cambodia's biggest microfinance institutions. The site's founder, Japanese-born Yuta Nagano, said his goal is to create "Financial Inclusion 2.0", where people have a wide range of financial products to choose from to improve their quality of life and can benefit from lower interest rates. Currently, the platform only lists information on loans, but Nagano expects to secure between four and six official partnerships with financial institutions in the next two months, allowing users to apply directly for loans on the Spean Luy website. He also plans to increase the number of MFIs tracked by the site, and eventually add banks. Organizations seeking to improve financial literacy and encourage responsible lending practices say a platform like Spean Luy could be particularly useful in Cambodia, where the banking sector is characterized by low financial literacy, a dizzying number of microfinance institutions and notoriously high interest rates. (Source: Phnom Penh Post)

DISCLAIMER

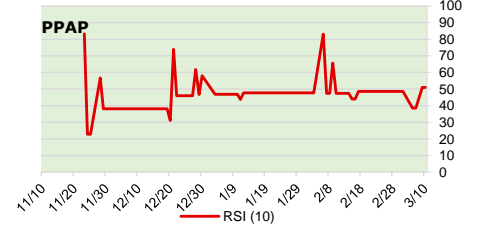
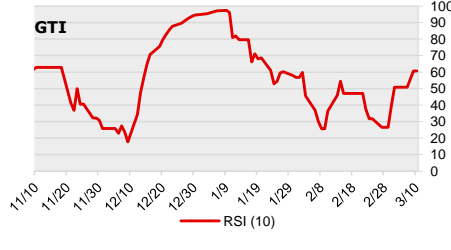
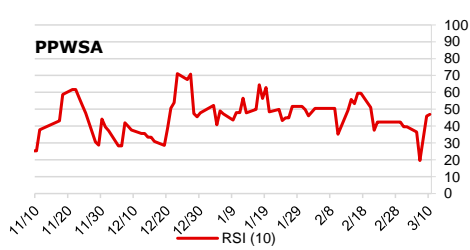
This report is prepared for information purposes only to whom it may concern. The information contained in this report was obtained from available sources we consider reliable, and it may be subject to change without notice. The report is not a solicitation of any offer to buy or sell any security. Neither Yuanta Securities (Cambodia) Plc nor its employees accept liability whatsoever for any loss arising from the use of the contents in this report. It is copyrighted material and may not be reproduced, transmitted, quoted, or distributed in any manner without the prior written consent of Yuanta Securities (Cambodia) Plc

Technical Indicators

Moving Average



Relative Strength Index



NOTE: SMA(n) = n-day simple moving average, RSI (10) = 10-day relative strength index
 Source: YSC Research

DISCLAIMER

This report is prepared for information purposes only to whom it may concern. The information contained in this report was obtained from available sources we consider reliable, and it may be subject to change without notice. The report is not a solicitation of any offer to buy or sell any security. Neither Yuanta Securities (Cambodia) Plc nor its employees accept liability whatsoever for any loss arising from the use of the contents in this report. It is copyrighted material and may not be reproduced, transmitted, quoted, or distributed in any manner without the prior written consent of Yuanta Securities (Cambodia) Plc.