

Daily Market Update

Thursday, September 28, 2017

Research Team research@yuantacambodia.com, +855-23-860-800



News Highlight

Stock Market

CSX Index

Value	1D Chg %	1D Vol	Mkt cap (KHRbn)
335.1	0.79	360	764

Trading activity by major type of investors

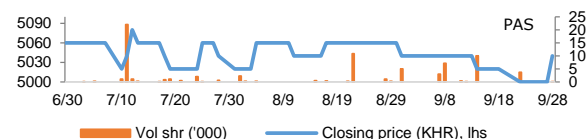
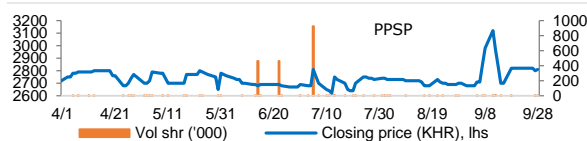
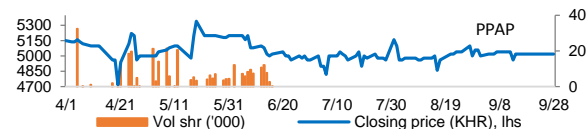
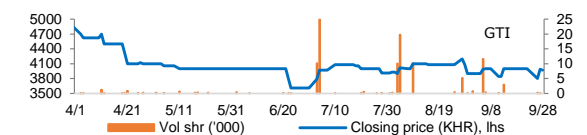
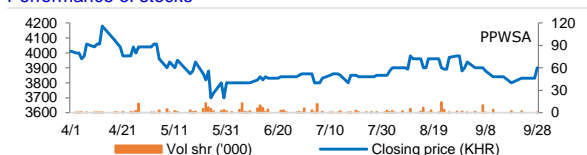
% of trading vol.	Sell (%)			Buy (%)		
	1D	MTD	3M	1D	MTD	3M
DI	72.2	64.4	78.4	44.4	26.7	74.5
DS	0.0	2.4	0.6	0.0	0.0	0.6
LC	0.0	0.0	0.0	0.0	0.0	0.0
FI	27.8	33.2	20.9	55.6	73.3	24.9

DI: domestic individual investors; DS: domestic securities firms; LC: local general corporation; FI: foreign investors

Stock indicators

Stock symbol	Closing (KHR)	1D chg (%)	MTD chg (%)	YTD chg (%)	1M high (KHR)	1M low (KHR)	MTD trading vol (shr)	Market cap (KHRbn)
PPWSA	3,900	1.83	0.00	-4.88	3,980	3,800	19,865	339
GTI	3,970	-0.50	1.79	-8.10	4,200	3,800	16,382	159
PPAP	5,020	0.00	-0.79	-3.46	5,400	4,720	9,609	104
PPSP	2,810	0.36	4.46	-1.75	3,120	2,560	12,910	163
PAS	5,040	0.80	0.00	N/A	5,060	5,000	24,201	432

Performance of stocks



Key financials	PPWSA 1H17	GTI 1Q17	PPAP 1H17	PPSP 2016	PAS 2016
Revenue (KHRbn)	114.4	70.13	33.3	38.19	208.98
EBIT (KHRbn)	37.4	1.78	10.7	9.52	54.61
Net profit (KHRbn)	14.6	1.24	6.8	5.84	26.72
EBIT margin (%)	32.7	2.54	32.0	24.93	26.13
Net margin (%)	12.7	1.77	20.4	15.28	12.79
Revenue (% YoY)	17.6	3.41	10.0	-42.4	5.1
EBIT (% YoY)	20.0	-75.62	3.4	-61.8	3.9
Net profit (% YoY)	-27.3	-80.85	2.5	-65.0	-30.2
EPS (KHR) (ttm)	518	398	822	101	312
P/E (x) (ttm)	7.53	9.97	6.10	27.87	13.53*
P/B (x) (mrq)	0.41	0.60	0.20	1.11	0.82

NOTE: ttm = trailing twelve months; mrq = most recent quarter; P/E & P/B based on the last closing; *Based on adjusted net income;
Source: YSC Research
Source: National Bank of Cambodia

Riel-yuan exchange rate officially launched The National Bank of Cambodia and the People's Bank of China in the autonomous Guangxi region of Southern China have launched an official Riel-yuan exchange rate that allows businesses and individuals to conduct trade settlement activities without using the US dollar as an intermediary currency, an NBC official said yesterday. Chea Serey, NBC's director-general, said currently the valuation of the two currencies is done by benchmarking them against the US dollar, but added that a direct quotation can be determined once the volume of trade settlement in local currencies increases. In addition, while the system is so far limited to trade relations between Cambodian and Guangxi, Serey added that using local currencies for trade settlements reduces exchange risk, which could encourage more trade. (Source: Phnom Penh Post)

Corporate News

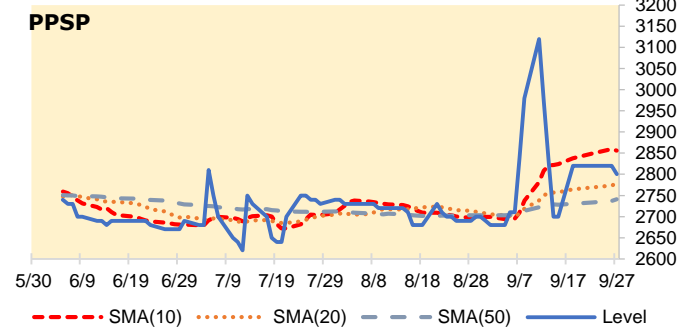
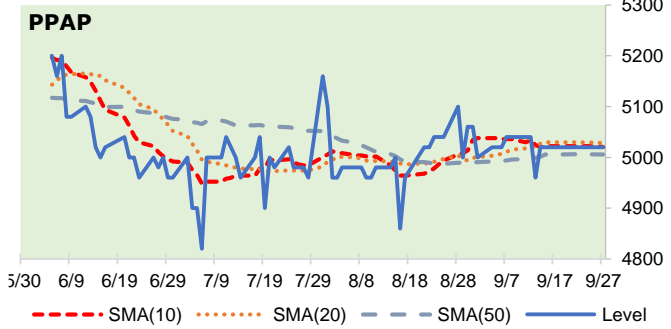
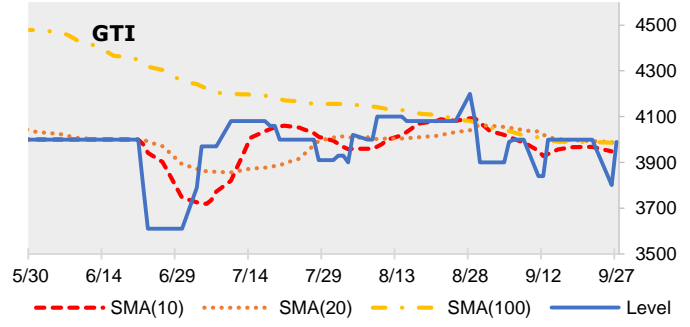
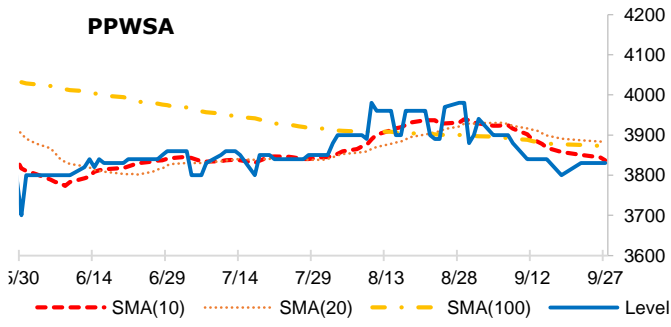
China Sky Railway Group shows plans for Phnom Penh skytrain China Sky Railway Group, a private Chinese company that produces light rail trains, has announced plans to operate a 10-km rail link between Phnom Penh's Royal Palace and international airport, according to the China Daily. The company representatives met Ministry of Public Works and Transport officials in July to discuss a feasibility study of the proposed Skytrain line in the capital. The unmanned train system is expected to carry a maximum of 144 passengers and will serve to ease congestion for the 2023 Southeast Asia Games, the company's chairman Tang Tong was quoted as saying. (Source: Phnom Penh Post)

DISCLAIMER

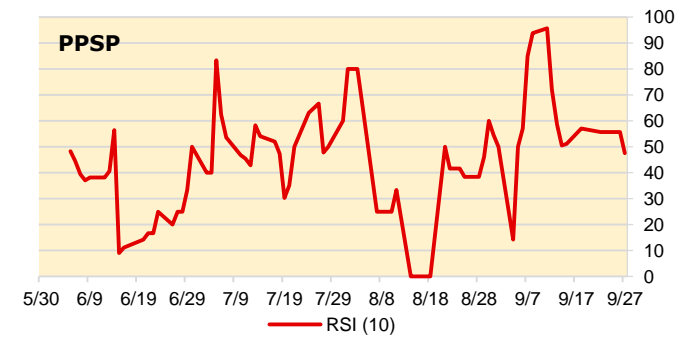
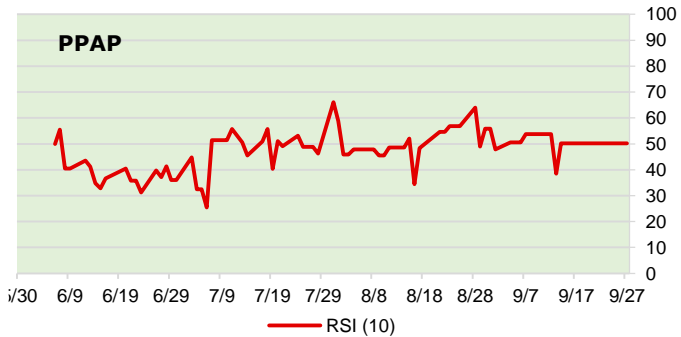
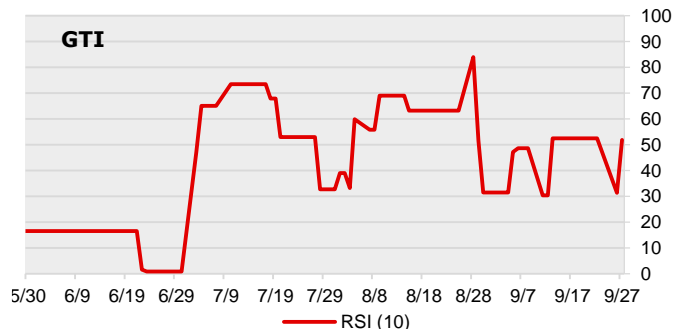
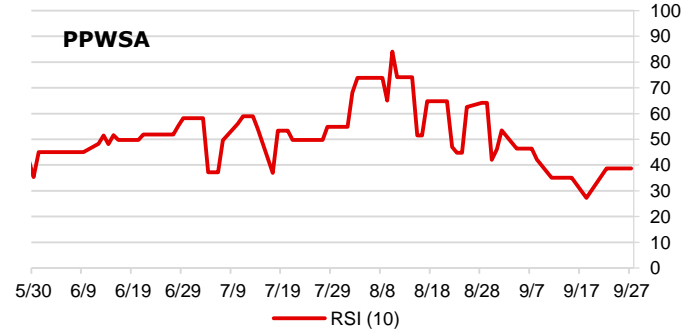
This report is prepared for information purposes only to whom it may concern. The information contained in this report was obtained from available sources we consider reliable, and it may be subject to change without notice. The report is not a solicitation of any offer to buy or sell any security. Neither Yuanta Securities (Cambodia) Plc nor its employees accept liability whatsoever for any loss arising from the use of the contents in this report. It is copyrighted material and may not be reproduced, transmitted, quoted, or distributed in any manner without the prior written consent of Yuanta Securities (Cambodia) Plc

Technical Indicators

Moving Average



Relative Strength Index



NOTE: SMA(n) = n-day simple moving average, RSI (10) = 10-day relative strength index
Source: YSC Research

DISCLAIMER

This report is prepared for information purposes only to whom it may concern. The information contained in this report was obtained from available sources we consider reliable, and it may be subject to change without notice. The report is not a solicitation of any offer to buy or sell any security. Neither Yuanta Securities (Cambodia) Plc nor its employees accept liability whatsoever for any loss arising from the use of the contents in this report. It is copyrighted material and may not be reproduced, transmitted, quoted, or distributed in any manner without the prior written consent of Yuanta Securities (Cambodia) Plc.